



2009



## Round 7 - Phillip Island Grand Prix Circuit : November 27 - 29

### MOTUL 125cc GRAND PRIX / 250cc GP MONO

#### Race 3

Date: 29/11/09  
 Event: R17  
 Weather: Partly cloudy - Temp: 19.9C  
 Track: Dry - Temp: 43.5C

Started at: 15:48:49  
 Laps: 8  
 Starters: 20  
 Printed at: 16:44

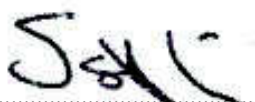
### PROVISIONAL RESULTS

Pos	No	Gr	Name	Class	Machine	Laps	Race Time	Behind	Fastest Lap	On Lap
1	65	A	Blake LEIGH-SMITH (QLD)	125	Aprilia RSW 125	8	13:59.817		1:43.774	6
2	21	D	Josh HOOK (NSW) / Hydra Hose	125	Aprilia RSW 125	8	13:59.922	.105	1:43.405	3
3	4	A	Peter GALVIN (NSW) / Metzeler Tyres	125	Honda RS 125	8	14:05.919	6.102	1:44.376	3
4	6	A	Rhys MOLLER (VIC)	125	Aprilia RSW 125	8	14:07.373	7.556	1:44.326	7
5	43	D	Jack MILLER (QLD) / Champions Ride Days	125	Honda RS 125	8	14:12.941	13.124	1:44.792	3
6	48	D	Andy LAWSON JNR (QLD) / Champions Ride Days	125	Honda RS 125	8	14:18.037	18.220	1:46.176	6
7	70	D	Aaron CORISH (NSW) / KLS / BRP Racing	125	Aprilia RSW 125	8	14:35.712	35.895	1:47.534	5
8	34	D	James MUTTON (QLD) / Brisbane Motorcycles	125	Honda RS 125	8	14:36.551	36.734	1:46.890	8
9	93	D	Adrian DI GIANDOMENICO (VIC) / Stafford Motorcycles / Yamaha	250	OV-31 250	8	14:37.643	37.826	1:48.158	8
10	67	D	Jack VAN STRAALLEN (NSW)	250	Moriwaki MD 250	8	14:37.803	37.986	1:47.910	8
11	46	D	Mike JONES (QLD) / Oleon Motologic Racing / Oleon Oils	250	Moriwaki MD 250	8	14:37.988	38.171	1:48.545	8
12	41	C	Daniel YOUL (QLD) / Quantum Racing Industries / Lindsay Donai M-cycles	250	Moriwaki MD 250	8	14:38.014	38.197	1:48.204	8
13	57	C	Levi DAY (SA)	125	Honda RS 125	8	14:41.019	41.202	1:48.581	4
14	18	D	Sam LAMBERT (NT)	125	Honda RS 125	8	14:43.133	43.316	1:48.460	6
15	61	D	Arthur SISSIS (SA) / CG Motorcycles	125	Yamaha TZ125	8	14:47.843	48.026	1:49.267	6
16	55	D	Brody NOWLAN (NSW) / Central Coast Motel	125	Honda RS 125	8	14:56.278	56.461	1:49.819	6
17	20	D	Alex PHILLIS (VIC)	125	Yamaha TZ125	8	15:24.934	1:25.117	1:52.982	2
18	87	D	Zac LEVY (QLD) / PUMA R.V.'s / Levy Motorsports	250	Moriwaki MD 250	8	15:54.333	1:54.516	1:57.517	8
DNF	19	C	Nicky DILES (VIC) / RSW Racing / KBC Helmets / Shogai Imports	125	Aprilia RSW 125	6	10:46.973	2 Laps	1:46.195	2
DNF	71	D	Linc GILDING (QLD) / Northern Volks Racing	250	Moriwaki MD 250	4	7:51.727	4 Laps	1:48.041	3
DNS	11	A	Paul CAMPBELL (ACT) / Redback Motorcycles Painting (ACT)	125	Aprilia RSW 125					
DNS	15	C	Seamus O'FARRELL (VIC)	125	Honda RS 125					
DNS	16	C	John SCHNEIDER (VIC) / Johns Refair.com.au / David Couper Toyo Spares	125	Honda RS125					
DNS	94	D	Joel TAYLOR (NSW) / Team KLS / Rockstar Energy Drink	125	Aprilia RSW 125					

Fastest Lap was 1:43.405 by Josh HOOK (NSW)

Current race record for 125GP class - 1:41.632 by Peter GALVIN (NSW) on a Honda RS 125 set on 17/05/03

The results are provisional until the end of the time limit for protests and appeals.

  
 Chief Time Keeper - Scott Laing

  
 Clerk of Course - Tom Williams



Computime Race Timing Systems Pty Ltd © 1996-2008  
 Licensed to Computime Race Timing Systems

[www.computime.com.au](http://www.computime.com.au)

COMPUTIME RACE TIMING SYSTEMS PTY LTD

9 Timber Lane, Glen Waverley, Vic 3150. Ph : 0418 17 13 17

E-mail : [scott@computime.com.au](mailto:scott@computime.com.au)





2009



# Round 7 - Phillip Island Grand Prix Circuit : November 27 - 29

## MOTUL 125cc GRAND PRIX / 250cc GP MONO

### Race 3


Date: 29/11/09  
 Event: R17  
 Weather: Partly cloudy - Temp: 19.9C  
 Track: Dry - Temp: 43.5C

Started at: 15:48:49  
 Laps: 8  
 Starters: 20  
 Printed at: 16:44

### PROVISIONAL LAP TIMES

No	Name	Lap 1	Lap 2	Lap 3	Lap 4	Lap 5	Lap 6	Lap 7	Lap 8
4	Peter GALVIN (NSW)	1:51.458	1:45.423	<b>1:44.376</b>	1:44.410	1:44.584	1:44.796	1:45.786	1:45.086
6	Rhys MOLLER (VIC)	1:53.487	1:46.070	1:45.168	1:45.037	1:44.508	1:44.332	<b>1:44.326</b>	1:44.445
18	Sam LAMBERT (NT)	1:58.491	1:50.442	1:49.264	1:49.577	1:49.177	<b>1:48.460</b>	1:48.749	1:48.973
19	Nicky DILES (VIC)	1:54.097	<b>1:46.195</b>	1:46.212	1:47.271	1:46.588	1:46.610		
20	Alex PHILLIS (VIC)	2:01.463	<b>1:52.982</b>	1:53.793	1:54.981	1:54.758	1:55.153	1:56.135	1:55.669
21	Josh HOOK (NSW)	1:51.200	1:45.743	<b>1:43.405</b>	1:43.577	1:43.815	1:44.075	1:44.017	1:44.090
34	James MUTTON (QLD)	1:58.901	1:49.093	1:48.360	1:47.472	1:47.821	1:49.538	1:48.476	<b>1:46.890</b>
41	Daniel YOUL (QLD)	1:56.276	1:48.421	1:48.925	1:49.048	1:48.763	1:49.331	1:49.046	<b>1:48.204</b>
43	Jack MILLER (QLD)	1:52.070	1:44.966	<b>1:44.792</b>	1:45.759	1:46.517	1:45.010	1:45.442	1:48.385
46	Mike JONES (QLD)	1:55.019	1:49.287	1:48.787	1:49.196	1:49.143	1:49.421	1:48.590	<b>1:48.545</b>
48	Andy LAWSON JNR (QLD)	1:52.950	1:46.629	1:46.783	1:46.545	1:46.349	<b>1:46.176</b>	1:46.223	1:46.382
55	Brody NOWLAN (NSW)	2:03.127	1:51.026	1:50.824	1:50.663	1:50.684	<b>1:49.819</b>	1:50.270	1:49.865
57	Levi DAY (SA)	1:55.172	1:48.604	1:50.080	<b>1:48.581</b>	1:49.820	1:48.895	1:49.798	1:50.069
61	Arthur SISSIS (SA)	1:58.197	1:49.657	1:49.330	1:50.512	1:49.994	<b>1:49.267</b>	1:50.474	1:50.412
65	Blake LEIGH-SMITH (QLD)	1:51.096	1:44.395	1:44.005	1:44.174	1:43.876	<b>1:43.774</b>	1:44.110	1:44.387
67	Jack VAN STRAALLEN (NSW)	1:55.397	1:48.922	1:49.081	1:49.217	1:49.074	1:49.330	1:48.872	<b>1:47.910</b>
70	Aaron CORISH (NSW)	1:58.061	1:49.406	1:48.684	1:47.725	<b>1:47.534</b>	1:48.162	1:47.875	1:48.265
71	Linc GILDING (QLD)	1:55.573	1:49.193	<b>1:48.041</b>	2:18.920				
87	Zac LEVY (QLD)	2:04.530	1:59.078	1:59.209	1:59.116	1:58.978	1:57.794	1:58.111	<b>1:57.517</b>
93	Adrian DI GIANDOMENICO (VIC)	1:56.340	1:48.409	1:48.805	1:48.967	1:48.863	1:49.415	1:48.686	<b>1:48.158</b>

The results are provisional until the end of the time limit for protests and appeals.

  
 Chief Time Keeper - Scott Laing

  
 Clerk of Course - Tom Williams



Computime Race Timing Systems Pty Ltd © 1996-2008


Licensed to Computime Race Timing Systems

[www.computime.com.au](http://www.computime.com.au)

**COMPUTIME RACE TIMING SYSTEMS PTY LTD**

9 Timber Lane, Glen Waverley, Vic 3150. Ph : 0418 17 13 17

E-mail : [scott@computime.com.au](mailto:scott@computime.com.au)





2009



# Round 7 - Phillip Island Grand Prix Circuit : November 27 - 29

## MOTUL 125cc GRAND PRIX / 250cc GP MONO

### Race 3

Date: 29/11/09  
Event: R17  
Weather: Partly cloudy - Temp: 19.9C  
Track: Dry - Temp: 43.5C

Started at: 15:48:49  
Laps: 8  
Starters: 20  
Printed at: 16:44

### PROVISIONAL FASTEST LAPS SEQUENCE

Lap	Race Pos	No	Name	Machine	Fastest Lap	On Lap
1	1	65	Blake LEIGH-SMITH (QLD)	Aprilia RSW 125	1:51.096	1
2	1	65	Blake LEIGH-SMITH (QLD)	Aprilia RSW 125	1:44.395	2
3	1	65	Blake LEIGH-SMITH (QLD)	Aprilia RSW 125	1:44.005	3
3	2	21	Josh HOOK (NSW)	Aprilia RSW 125	1:43.405	3

The results are provisional until the end of the time limit for protests and appeals.

Chief Time Keeper - Scott Laing

Clerk of Course - Tom Williams



Computime Race Timing Systems Pty Ltd © 1996-2008  
Licensed to Computime Race Timing Systems

[www.computime.com.au](http://www.computime.com.au)

**COMPUTIME RACE TIMING SYSTEMS PTY LTD**

9 Timber Lane, Glen Waverley, Vic 3150. Ph : 0418 17 13 17

E-mail : [scott@computime.com.au](mailto:scott@computime.com.au)





2009



# Round 7 - Phillip Island Grand Prix Circuit : November 27 - 29

## MOTUL 125cc GRAND PRIX / 250cc GP MONO

### Race 3

Date: 29/11/09  
 Event: R17  
 Weather: Partly cloudy - Temp: 19.9C  
 Track: Dry - Temp: 43.5C

Started at: 15:48:49  
 Laps: 8  
 Starters: 20  
 Printed at: 16:44

### PROVISIONAL SPLIT TIMES

Lap	Split 1	Split 2	Split 3	Lap Time	Lap	Split 1	Split 2	Split 3	Lap Time
<b>4 Peter GALVIN (NSW) (3rd)</b>					<b>46 Mike JONES (QLD) (11th)</b>				
1	40.805	40.811	28.136	1:49.752	1	41.175	41.999	29.104	1:52.278
2	36.039	41.000	28.384	1:45.423	2	37.563	42.104	29.620	1:49.287
3	35.745	<b>40.575</b>	<b>28.056</b>	<b>1:44.376</b>	3	<b>37.159</b>	41.963	29.665	1:48.787
4	<b>35.425</b>	40.651	28.334	1:44.410	4	38.110	41.740	29.346	1:49.196
5	35.548	40.645	28.391	1:44.584	5	38.229	<b>41.698</b>	29.216	1:49.143
6	35.678	40.761	28.357	1:44.796	6	37.950	42.025	29.446	1:49.421
7	35.921	41.500	28.365	1:45.786	7	37.769	41.741	<b>29.080</b>	1:48.590
8	35.639	40.876	28.571	1:45.086	8	37.416	41.785	29.344	<b>1:48.545</b>
<b>6 Rhys MOLLER (VIC) (4th)</b>					<b>48 Andy LAWSON JNR (QLD) (6th)</b>				
1	40.713	42.336	28.394	1:51.443	1	40.366	42.232	<b>28.096</b>	1:50.694
2	35.840	41.961	28.269	1:46.070	2	36.474	42.033	28.122	1:46.629
3	35.431	41.518	28.219	1:45.168	3	36.439	41.623	28.721	1:46.783
4	35.549	41.351	28.137	1:45.037	4	36.600	41.568	28.377	1:46.545
5	35.363	41.162	27.983	1:44.508	5	36.528	<b>41.466</b>	28.355	1:46.349
6	35.391	<b>40.874</b>	28.067	1:44.332	6	36.415	41.555	28.206	<b>1:46.176</b>
7	35.306	41.051	<b>27.969</b>	<b>1:44.326</b>	7	36.390	41.522	28.311	1:46.223
8	<b>35.074</b>	41.212	28.159	1:44.445	8	<b>36.248</b>	41.783	28.351	1:46.382
<b>18 Sam LAMBERT (NT) (14th)</b>					<b>55 Brody NOWLAN (NSW) (16th)</b>				
1	41.378	43.661	29.451	1:54.490	1	40.728	48.737	30.210	1:59.675
2	37.275	43.858	29.309	1:50.442	2	37.968	43.123	29.935	1:51.026
3	37.231	42.638	29.395	1:49.264	3	37.705	42.906	30.213	1:50.824
4	37.597	42.768	29.212	1:49.577	4	37.806	42.955	29.902	1:50.663
5	37.409	42.308	29.460	1:49.177	5	37.696	43.080	29.908	1:50.684
6	<b>37.106</b>	<b>42.015</b>	29.339	<b>1:48.460</b>	6	37.646	<b>42.544</b>	29.629	<b>1:49.819</b>
7	37.409	42.196	<b>29.144</b>	1:48.749	7	37.799	42.679	29.792	1:50.270
8	37.561	42.060	29.352	1:48.973	8	<b>37.494</b>	42.790	<b>29.581</b>	1:49.865
<b>19 Nicky DILES (VIC) (19th)</b>					<b>57 Levi DAY (SA) (13th)</b>				
1	40.401	41.810	28.733	1:50.944	1	41.173	42.740	28.830	1:52.743
2	36.123	41.550	<b>28.522</b>	<b>1:46.195</b>	2	<b>37.011</b>	42.390	29.203	1:48.604
3	<b>36.079</b>	<b>41.329</b>	28.804	1:46.212	3	37.467	43.181	29.432	1:50.080
4	36.667	41.857	28.747	1:47.271	4	37.274	<b>42.259</b>	29.048	<b>1:48.581</b>
5	36.397	41.415	28.776	1:46.588	5	38.371	42.851	<b>28.598</b>	1:49.820
6	36.444	41.354	28.812	1:46.610	6	37.278	42.809	28.808	1:48.895

Chief Time Keeper - Scott Laing

Clerk of Course - Tom Williams


Computime Race Timing Systems Pty Ltd © 1996-2008  
 Licensed to Computime Race Timing Systems

[www.computime.com.au](http://www.computime.com.au)

COMPUTIME RACE TIMING SYSTEMS PTY LTD

9 Timber Lane, Glen Waverley, Vic 3150. Ph : 0418 17 13 17

E-mail : [scott@computime.com.au](mailto:scott@computime.com.au)





2009



# Round 7 - Phillip Island Grand Prix Circuit : November 27 - 29

## MOTUL 125cc GRAND PRIX / 250cc GP MONO

### Race 3

Date: 29/11/09  
 Event: R17  
 Weather: Partly cloudy - Temp: 19.9C  
 Track: Dry - Temp: 43.5C

Started at: 15:48:49  
 Laps: 8  
 Starters: 20  
 Printed at: 16:44

### PROVISIONAL SPLIT TIMES

Lap	Split 1	Split 2	Split 3	Lap Time	Lap	Split 1	Split 2	Split 3	Lap Time
					7	37.338	43.318	29.142	1:49.798
					8	37.954	42.966	29.149	1:50.069
<b>20 Alex PHILLIS (VIC) (17th)</b>									
1	42.246	44.293	30.446	1:56.985					
2	<b>38.649</b>	44.142	<b>30.191</b>	<b>1:52.982</b>					
3	38.803	<b>43.886</b>	31.104	1:53.793					
4	39.493	44.042	31.446	1:54.981					
5	39.192	44.291	31.275	1:54.758					
6	39.593	44.217	31.343	1:55.153					
7	40.118	44.204	31.813	1:56.135					
8	40.155	44.818	30.696	1:55.669					
					<b>61 Arthur SISSIS (SA) (15th)</b>				
					1	41.210	43.269	29.595	1:54.074
					2	37.202	42.962	29.493	1:49.657
					3	37.132	42.584	29.614	1:49.330
					4	37.140	43.365	30.007	1:50.512
					5	37.635	42.931	<b>29.428</b>	1:49.994
					6	<b>37.049</b>	<b>42.577</b>	29.641	<b>1:49.267</b>
					7	37.315	43.505	29.654	1:50.474
					8	37.480	43.086	29.846	1:50.412
					<b>65 Blake LEIGH-SMITH (QLD) (1st)</b>				
					1	40.862	41.124	28.466	1:50.452
					2	35.511	40.825	28.059	1:44.395
					3	35.439	40.631	27.935	1:44.005
					4	35.323	40.894	27.957	1:44.174
					5	35.275	40.647	27.954	1:43.876
					6	35.296	<b>40.600</b>	<b>27.878</b>	<b>1:43.774</b>
					7	35.377	40.680	28.053	1:44.110
					8	<b>35.208</b>	41.224	27.955	1:44.387
					<b>67 Jack VAN STRAALLEN (NSW) (10th)</b>				
					1	41.281	42.289	29.060	1:52.630
					2	37.607	42.252	29.063	1:48.922
					3	<b>37.274</b>	42.681	29.126	1:49.081
					4	37.897	42.458	28.862	1:49.217
					5	37.812	42.079	29.183	1:49.074
					6	37.595	42.712	29.023	1:49.330
					7	37.744	42.340	28.788	1:48.872
					8	37.405	<b>41.906</b>	<b>28.599</b>	<b>1:47.910</b>
					<b>70 Aaron CORISH (NSW) (7th)</b>				
					1	40.675	43.373	29.216	1:53.264
					2	37.057	43.053	29.296	1:49.406
					3	36.978	42.350	29.356	1:48.684
<b>21 Josh HOOK (NSW) (2nd)</b>									
1	41.156	41.313	28.201	1:50.670					
2	36.046	41.412	28.285	1:45.743					
3	35.284	<b>40.568</b>	<b>27.553</b>	<b>1:43.405</b>					
4	<b>35.268</b>	40.681	27.628	1:43.577					
5	35.496	40.633	27.686	1:43.815					
6	35.499	40.747	27.829	1:44.075					
7	35.579	40.827	27.611	1:44.017					
8	35.311	40.953	27.826	1:44.090					
<b>34 James MUTTON (QLD) (8th)</b>									
1	40.759	45.162	29.276	1:55.197					
2	37.070	43.189	28.834	1:49.093					
3	37.030	42.000	29.330	1:48.360					
4	<b>36.737</b>	41.954	28.781	1:47.472					
5	36.937	42.240	28.644	1:47.821					
6	37.827	43.006	28.705	1:49.538					
7	37.526	42.592	<b>28.358</b>	1:48.476					
8	36.766	<b>41.264</b>	28.860	<b>1:46.890</b>					
<b>41 Daniel YOUL (QLD) (12th)</b>									
1	41.358	42.440	28.987	1:52.785					
2	37.263	42.492	28.666	1:48.421					
3	<b>37.210</b>	42.630	29.085	1:48.925					
4	37.856	42.609	<b>28.583</b>	1:49.048					
5	37.645	<b>41.940</b>	29.178	1:48.763					

*Scott Laing*

Chief Time Keeper - Scott Laing

*Tom Williams*

Clerk of Course - Tom Williams




Computime Race Timing Systems Pty Ltd © 1996-2008  
 Licensed to Computime Race Timing Systems

[www.computime.com.au](http://www.computime.com.au)

COMPUTIME RACE TIMING SYSTEMS PTY LTD

9 Timber Lane, Glen Waverley, Vic 3150. Ph : 0418 17 13 17

E-mail : [scott@computime.com.au](mailto:scott@computime.com.au)





2009



# Round 7 - Phillip Island Grand Prix Circuit : November 27 - 29

## MOTUL 125cc GRAND PRIX / 250cc GP MONO

### Race 3

Date: 29/11/09  
 Event: R17  
 Weather: Partly cloudy - Temp: 19.9C  
 Track: Dry - Temp: 43.5C

Started at: 15:48:49  
 Laps: 8  
 Starters: 20  
 Printed at: 16:44

### PROVISIONAL SPLIT TIMES

Lap	Split 1	Split 2	Split 3	Lap Time	Lap	Split 1	Split 2	Split 3	Lap Time
6	37.659	42.720	28.952	1:49.331	4	36.722	42.418	<b>28.585</b>	1:47.725
7	37.587	42.526	28.933	1:49.046	5	36.660	42.193	28.681	<b>1:47.534</b>
8	37.337	42.117	28.750	<b>1:48.204</b>	6	36.689	<b>42.039</b>	29.434	1:48.162
<b>43 Jack MILLER (QLD) (5th)</b>					7	36.730	42.333	28.812	1:47.875
1	40.989	40.978	<b>28.140</b>	1:50.107	8	<b>36.610</b>	42.264	29.391	1:48.265
2	36.076	40.595	28.295	1:44.966	<b>71 Linc GILDING (QLD) (20th)</b>				
3	36.095	40.533	28.164	<b>1:44.792</b>	1	40.836	42.591	28.792	1:52.219
4	<b>35.957</b>	41.106	28.696	1:45.759	2	38.463	42.102	<b>28.628</b>	1:49.193
5	36.637	41.124	28.756	1:46.517	3	<b>37.387</b>	<b>41.877</b>	28.777	<b>1:48.041</b>
6	36.169	<b>40.374</b>	28.467	1:45.010	4	38.655	55.968	44.297	2:18.920
7	36.117	40.792	28.533	1:45.442	<b>87 Zac LEVY (QLD) (18th)</b>				
8	36.522	41.866	29.997	1:48.385	1	42.548	<b>46.237</b>	31.571	2:00.356
					2	40.539	46.909	31.630	1:59.078
					3	40.495	46.632	32.082	1:59.209
					4	40.655	46.902	31.559	1:59.116
					5	40.814	46.771	31.393	1:58.978
					6	39.731	46.466	31.597	1:57.794
					7	40.217	46.496	31.398	1:58.111
					8	<b>39.683</b>	46.527	<b>31.307</b>	<b>1:57.517</b>
					<b>93 Adrian DI GIANDOMENICO (VIC) (9th)</b>				
					1	41.629	42.542	28.978	1:53.149
					2	<b>37.174</b>	42.212	29.023	1:48.409
					3	37.306	42.450	29.049	1:48.805
					4	37.800	42.012	29.155	1:48.967
					5	37.578	41.839	29.446	1:48.863
					6	37.773	42.148	29.494	1:49.415
					7	37.502	<b>41.767</b>	29.417	1:48.686
					8	37.271	41.979	<b>28.908</b>	<b>1:48.158</b>

The results are provisional until the end of the time limit for protests and appeals.

*Scott Laing*  
 Chief Time Keeper - Scott Laing

*Tom Williams*  
 Clerk of Course - Tom Williams



Computime Race Timing Systems Pty Ltd © 1996-2008  
 Licensed to Computime Race Timing Systems

[www.computime.com.au](http://www.computime.com.au)

**COMPUTIME RACE TIMING SYSTEMS PTY LTD**

9 Timber Lane, Glen Waverley, Vic 3150. Ph : 0418 17 13 17

E-mail : [scott@computime.com.au](mailto:scott@computime.com.au)





2009



# Round 7 - Phillip Island Grand Prix Circuit : November 27 - 29

## MOTUL 125cc GRAND PRIX / 250cc GP MONO

### Race 3

Date: 29/11/09  
Event: R17  
Weather: Partly cloudy - Temp: 19.9C  
Track: Dry - Temp: 43.5C

Started at: 15:48:49  
Laps: 8  
Starters: 20  
Printed at: 16:44

### PROVISIONAL LAP CHART

Grid	1	2	3	4	5	6	7	8
21	65	65	65	65	65	65	65	65
65	21	4	21	21	21	21	21	21
4	4	21	4	4	4	4	4	4
6	43	43	43	43	43	6	6	6
43	48	6	6	6	6	43	43	43
48	6	48	48	48	48	48	48	48
94	19	19	19	19	19	19	70	70
57	46	57	71	46	93	70	46	34
46	57	46	46	57	70	41	93	93
19	67	67	67	93	46	93	34	67
67	71	41	93	67	41	46	41	46
93	41	93	41	41	34	67	67	41
41	93	71	57	34	67	57	57	57
11	70	70	70	70	57	34	18	18
71	61	61	34	61	18	18	61	61
55	18	34	61	18	61	61	55	55
70	34	18	18	55	55	55	20	20
18	20	55	55	20	20	20	87	87
34	55	20	20	71	87	87		
61	87	87	87	87				
20								
15								
87								

The results are provisional until the end of the time limit for protests and appeals.

Chief Time Keeper - Scott Laing

Clerk of Course - Tom Williams



Computime Race Timing Systems Pty Ltd © 1996-2008  
Licensed to Computime Race Timing Systems

[www.computime.com.au](http://www.computime.com.au)

**COMPUTIME RACE TIMING SYSTEMS PTY LTD**

9 Timber Lane, Glen Waverley, Vic 3150. Ph : 0418 17 13 17

E-mail : [scott@computime.com.au](mailto:scott@computime.com.au)





2009



## Round 7 - Phillip Island Grand Prix Circuit : November 27 - 29

### MOTUL 125cc GRAND PRIX / 250cc GP MONO PROVISIONAL ROUND POINTS

#### 125cc GRAND PRIX

Pos	No	Name	Rnd 7 Pole	Rnd 7 Race 1	Rnd 7 Race 2	Rnd 7 Race 3	Total
1	65	Blake LEIGH-SMITH (QLD)	0	25	18	25	68
2	4	Peter GALVIN (NSW)	0	20	20	18	58
3	43	Jack MILLER (QLD)	0	18	15	16	49
4	48	Andy Jnr LAWSON (QLD)	0	17	16	15	48
5	6	Rhys MOLLER (VIC)	0	0	25	17	42
6	70	Aaron CORISH (NSW)	0	13	12	14	39
7	21	Josh HOOK (QLD)	1	0	17	20	38
8	34	James MUTTON (QLD)	0	14	9	13	36
9	57	Levi DAY (SA)	0	16	7	12	35
10	55	Brody NOWLAN (NSW)	0	11	13	9	33
11	18	Sam LAMBERT (NT)	0	10	11	11	32
12	61	Arthur SISSIS (SA)	0	9	10	10	29
13	19	Nicky DILES (VIC)	0	15	14	0	29
14	20	Alex PHILLIS (VIC)	0	8	8	8	24
15	11	Paul CAMPBELL (ACT)	0	12	0	0	12
16	15	Seamus O'FARRELL (VIC)	0	0	6	0	6

#### 250cc GP MONO

Pos	No	Name	Rnd 7 Pole	Rnd 7 Race 1	Rnd 7 Race 2	Rnd 7 Race 3	Total
1	46	Michael JONES (QLD)	1	25	25	18	69
2	41	Daniel YOUL (QLD)	0	18	17	17	52
3	87	Zac LEVY (QLD)	0	17	15	16	48
4	93	Adrian DI GIANDOMENICO (VIC)	0	0	20	25	45
5	71	Lincoln GILDING (QLD)	0	20	18	0	38
6	67	Jack VAN STRAALEN (NSW)	0	0	16	20	36

*Scott Laing*  
 Chief Time Keeper - Scott Laing

*Tom Williams*  
 Clerk of Course - Tom Williams


Computime Race Timing Systems Pty Ltd © 1996-2008  
 Licensed to Computime Race Timing Systems

[www.computime.com.au](http://www.computime.com.au)

**COMPUTIME RACE TIMING SYSTEMS PTY LTD**

9 Timber Lane, Glen Waverley, Vic 3150. Ph : 0418 17 13 17

E-mail : [scott@computime.com.au](mailto:scott@computime.com.au)







2009

WOODSTOCK  
BOURBONASBK  
australian superbike championships

MOTUL



MOTUL

MOTUL

**Round 7 - Phillip Island Grand Prix Circuit : November 27 - 29****MOTUL 125cc GRAND PRIX / 250cc GP MONO  
PROVISIONAL SERIES POINTS****125cc GRAND PRIX**

Pos	No	Name	Points after Round 6	Rnd 7 Pole	Rnd 7 Race 1	Rnd 7 Race 2	Rnd 7 Race 3	Total
1	65	Blake LEIGH-SMITH (QLD)	219	0	25	18	25	287
2	4	Peter GALVIN (NSW)	216	0	20	20	18	274
3	6	Rhys MOLLER (VIC)	167	0	0	25	17	209
4	48	Andy Jnr LAWSON (QLD)	153	0	17	16	15	201
5	34	James MUTTON (QLD)	140	0	14	9	13	176
6	43	Jack MILLER (QLD)	115	0	18	15	16	164
7	57	Levi DAY (SA)	129	0	16	7	12	164
8	70	Aaron CORISH (NSW)	118	0	13	12	14	157
9	11	Paul CAMPBELL (ACT)	110	0	12	0	0	122
10	16	John SCHNEIDER (VIC)	118	0	0	0	0	118
11		Nicholas WATERS (VIC)	100	0	0	0	0	100
12	94	Joel TAYLOR (NSW)	84	0	0	0	0	84
13	19	Nicky DILES (VIC)	51	0	15	14	0	80
14	20	Alex PHILLIS (VIC)	48	0	8	8	8	72
15		Sepp SCARCELLA (NSW)	72	0	0	0	0	72
16		Timothy McGREGOR (NSW)	41	0	0	0	0	41
17	21	Josh HOOK (QLD)	0	1	0	17	20	38
18		Brad GROSS (QLD)	35	0	0	0	0	35
19		Jordan ZAMORA (QLD)	35	0	0	0	0	35
20	55	Brody NOWLAN (NSW)	0	0	11	13	9	33
21	18	Sam LAMBERT (NT)	0	0	10	11	11	32
22		Jivan SILVA (QLD)	31	0	0	0	0	31
23	61	Arthur SISSIS (SA)	0	0	9	10	10	29
24		Dan HARRISON (NSW)	22	0	0	0	0	22
25		Kye DOBSON (WA)	12	0	0	0	0	12
26		Ben MILLINGTON (WA)	11	0	0	0	0	11
27		Samuel RANKIN (QLD)	8	0	0	0	0	8
28	15	Seamus O'FARRELL (VIC)	0	0	0	6	0	6

**250cc GP MONO**

Pos	No	Name	Points after Round 6	Rnd 7 Pole	Rnd 7 Race 1	Rnd 7 Race 2	Rnd 7 Race 3	Total
1	46	Michael JONES (QLD)	223	1	25	25	18	292
2	41	Daniel YOUL (QLD)	220	0	18	17	17	272
3	67	Jack VAN STRAALLEN (NSW)	164	0	0	16	20	200
4	93	Adrian DI GIANDOMENICO (VIC)	123	0	0	20	25	168
5	71	Lincoln GILDING (QLD)	89	0	20	18	0	127
6		Josh HOOK (QLD)	64	0	0	0	0	64
7	87	Zac LEVY (QLD)	0	0	17	15	16	48
8		Amy PINFOLD (WA)	30	0	0	0	0	30

*Scott Laing*  
 Chief Time Keeper - Scott Laing

*Tom Williams*  
 Clerk of Course - Tom Williams



Computime Race Timing Systems Pty Ltd © 1996-2008  
 Licensed to Computime Race Timing Systems

[www.computime.com.au](http://www.computime.com.au)

**COMPUTIME RACE TIMING SYSTEMS PTY LTD**

9 Timber Lane, Glen Waverley, Vic 3150. Ph : 0418 17 13 17

E-mail : [scott@computime.com.au](mailto:scott@computime.com.au)

